

**Apex-Brasil. Parceira do Exportador e do Investidor.**

Brasil:  
Present

Alessandro Teixeira  
President

  
**ApexBrasil**

Ministério do  
Desenvolvimento, Indústria e  
Comércio Exterior



**CONTATO**

[www.apexbrasil.com.br](http://www.apexbrasil.com.br)  
[apex@apexbrasil.com.br](mailto:apex@apexbrasil.com.br)  
+55 61 3426-0202

# World Growth Prospects



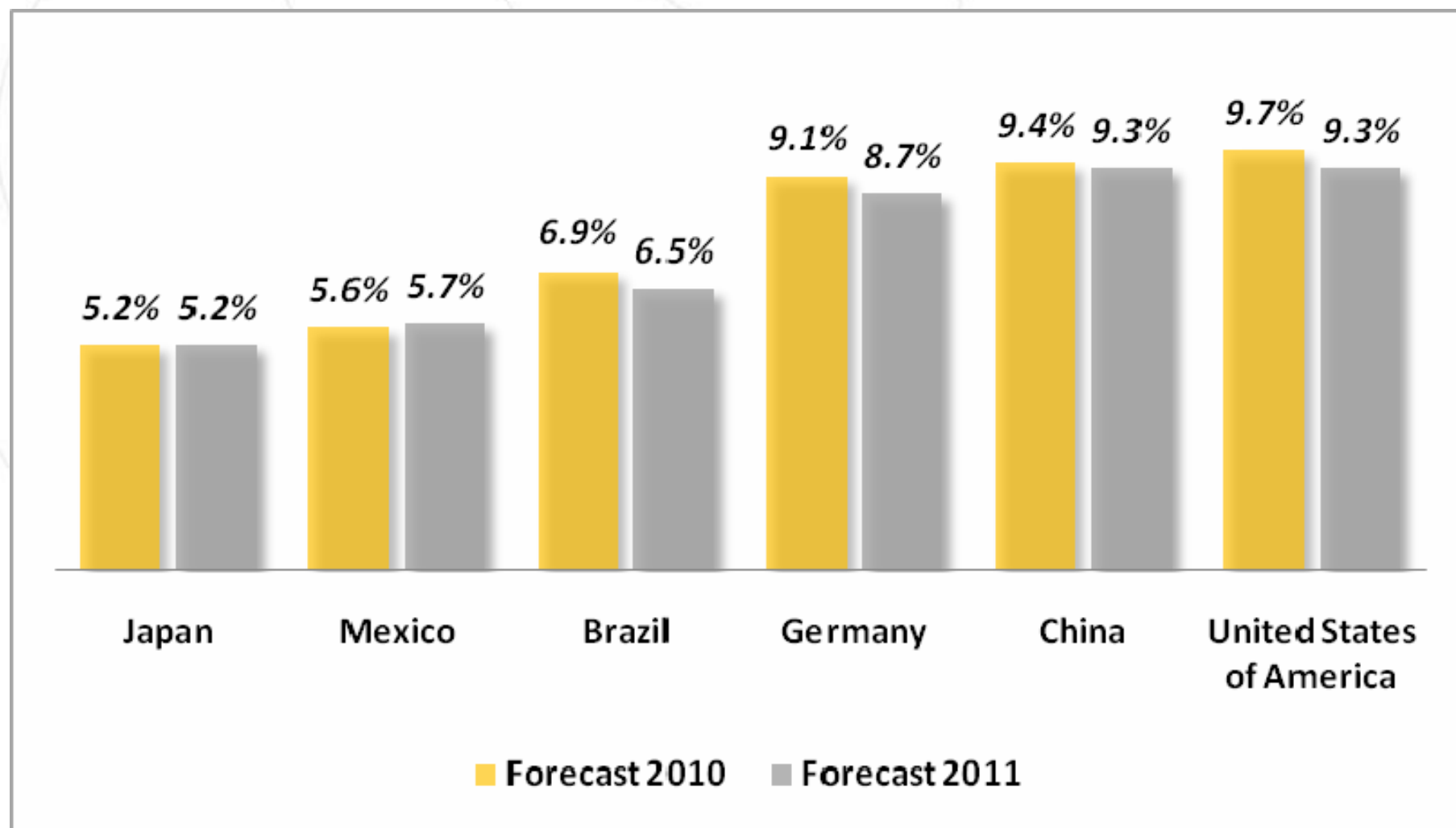
According to the IMF, the growth of Emerging Economies is increasingly sustainable.

Gross Domestic Product	jan/10	Apr/10	Projections
<i>World</i>	3.9%	4.2%	↑
<i>Developed Economies</i>	2.1%	2.3%	↑
<i>Euro Area</i>	1.0%	1.0%	—
<i>United States</i>	2.7%	3.1%	↑
<i>Japan</i>	1.7%	1.9%	↑
<i>Emerging and Developing Economies</i>	6.0%	6.3%	↑
<i>Russia</i>	3.6%	4.0%	↑
<i>China</i>	10.0%	10.0%	—
<i>India</i>	7.7%	8.8%	↑
<i>Brazil</i>	4.7%	5.5%	↑
<i>Mexico</i>	4.0%	4.2%	↑

Source: WEO, April 2010.



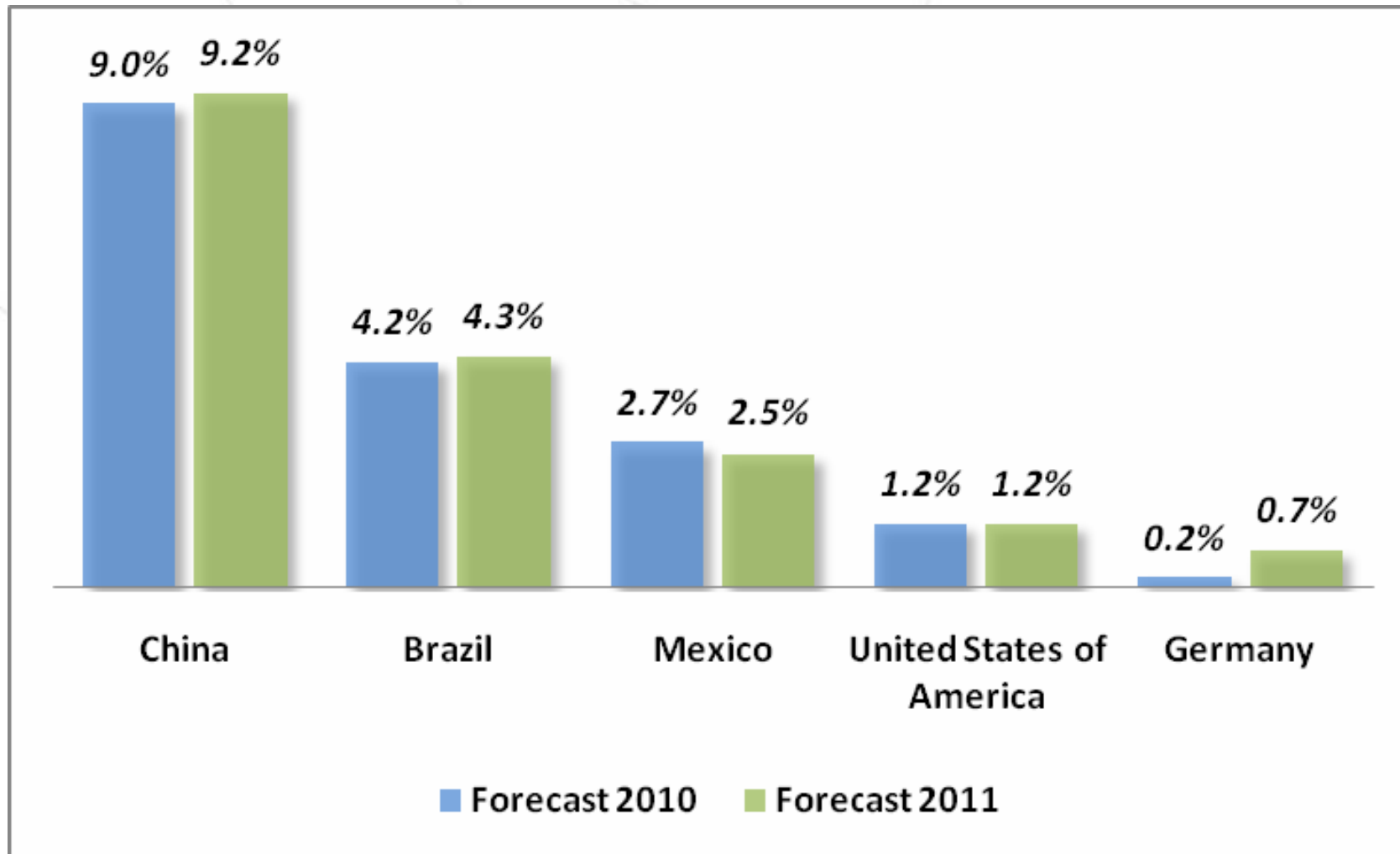
## Unemployment as a Percentage of Labor Force (Selected Countries)



Source: IMF.



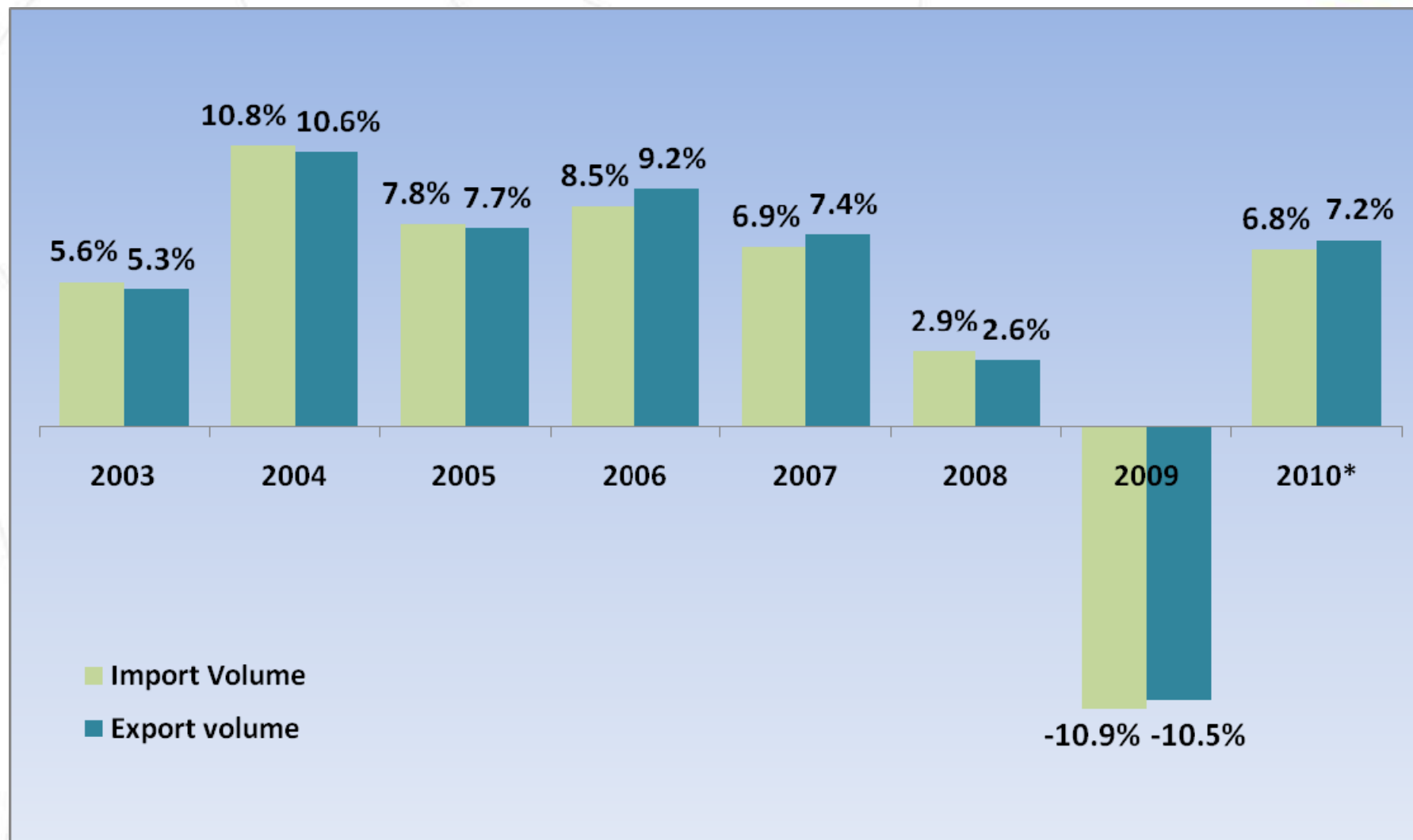
## Private Consumption Growth (Selected Countries)



Source: IMF.

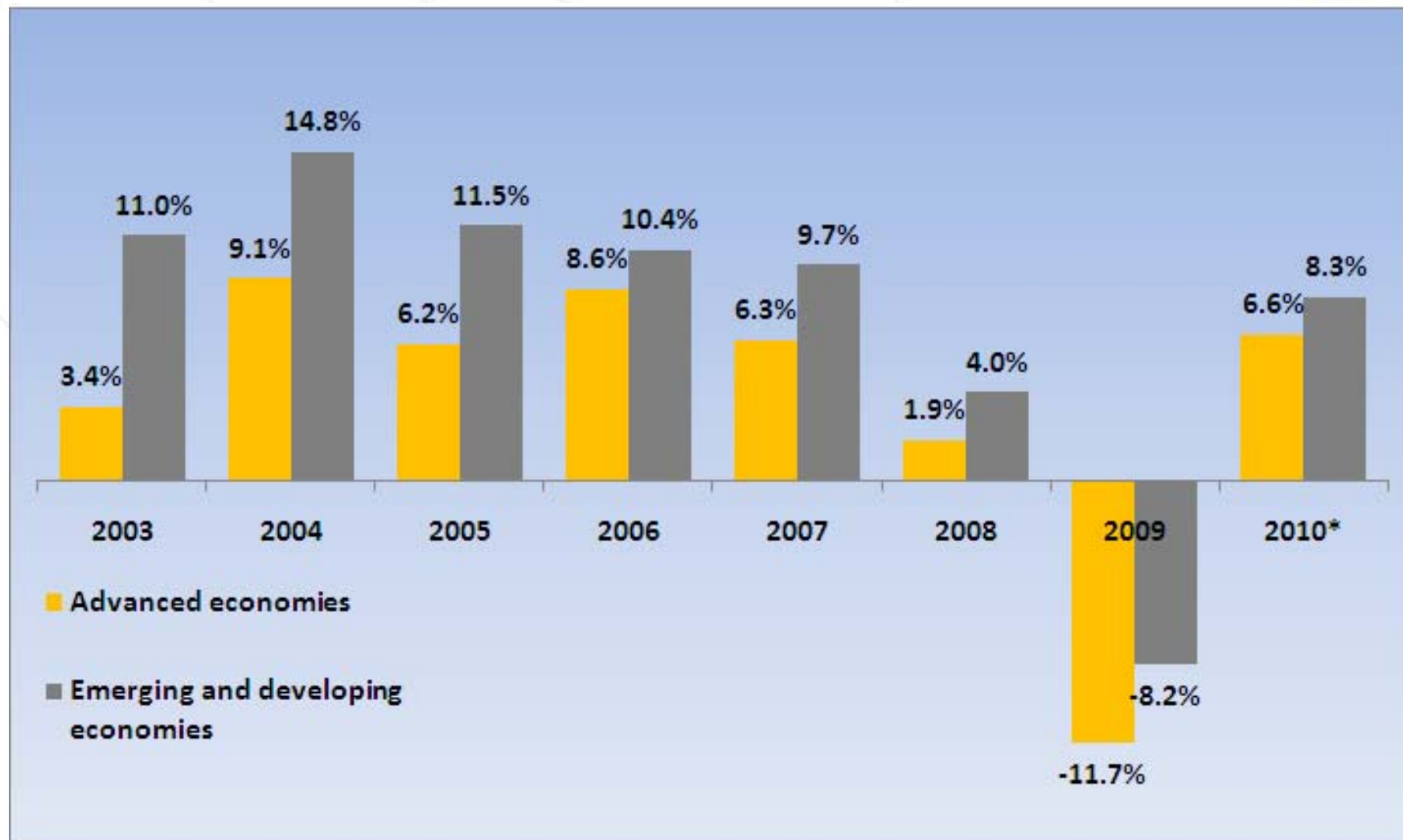


## Deterioration of world trade in 2009 and slow recovery in 2010



Source: IMF.

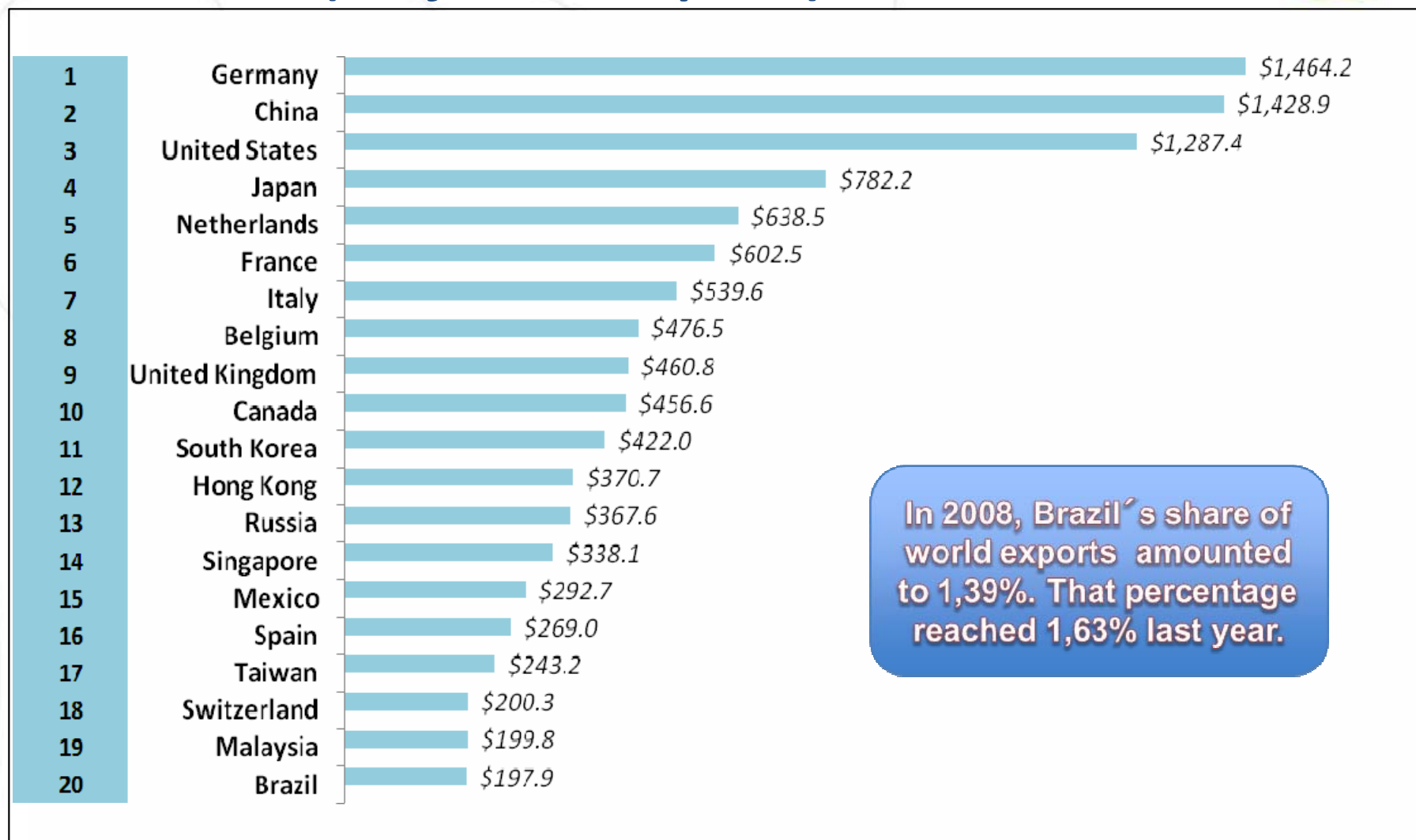
## World Exports pick up in 2010 Emerging Economies led by China



Source: IMF.



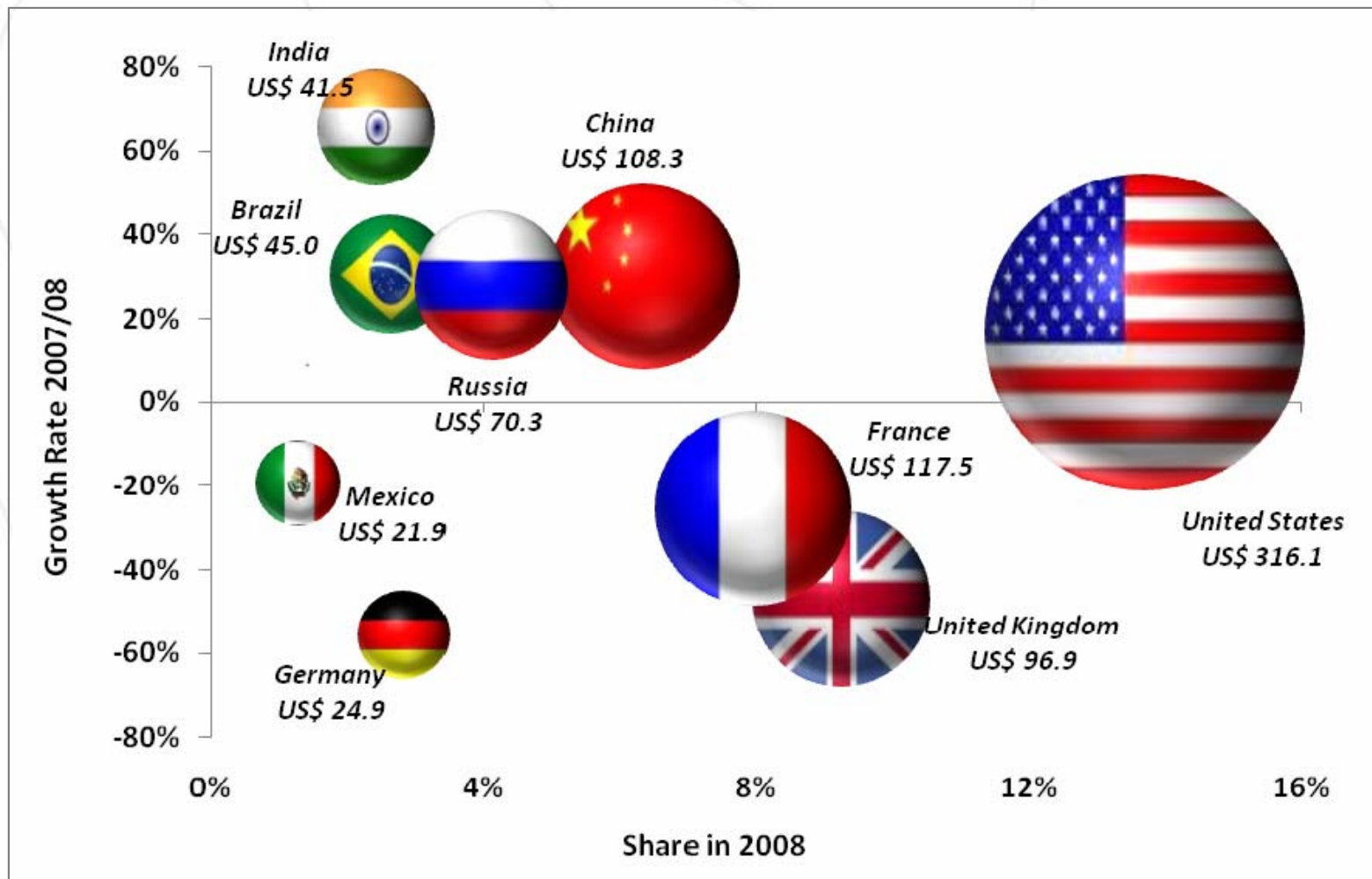
## World's Largest Exporters - 2009 (% of world exports)



In 2008, Brazil's share of world exports amounted to 1,39%. That percentage reached 1,63% last year.



## Overview of Foreign Direct Investment World's Biggest Economies



**FORECAST  
2009  
Unctad  
(US\$ Billion)**

USA	135.9
CHI	90.0
FRA	65.0
RUS	41.4
NETH	37.8
GER	35.1
IND	33.6
BRA	22.8
JAP	11.4

# World Growth Prospects



## BRAZIL: 5th BIGGEST WORLD ECONOMY IN 2026

### Forecast 2011

### Forecast 2018

### Forecast 2026

Ranking	Country	GDP PPP (Billion)	Ranking	Country	GDP PPP (Billion)	Ranking	Country	GDP PPP (Billion)
1	USA	15.15	1	USA	21.34	1	China	38.59
2	China	10.82	2	China	21.18	2	USA	34.1
3	Japan	4.33	3	India	8.21	3	India	16.25
4	India	4.24	4	Japan	5.5	4	Japan	7.55
5	Germany	2.88	5	Germany	3.96	5	<i>Brazil</i>	5.72
6	Russia	2.28	6	<i>Brazil</i>	3.44	6	Germany	5.7
7	<i>Brazil</i>	2.23	7	Russia	3.43	7	Russia	5.2
8	France	2.21	8	United Kingdom	2.99	8	United Kingdom	4.49
9	United Kingdom	2.21	9	France	2.97	9	France	4.28
10	Italy	1.76	10	Italy	2.21	10	Spain	3.11


Source: The Economist Intelligence Unit.

# BRAZILIAN ECONOMY IN THE POST-CRISIS



- ✓ **New cycle of economic growth (2003-09): annual average 3,55%**
- ✓ **Monetary stability → inflation (2003-09): annual average 5,45%**
- ✓ **Reduction of inequalities and Conduction of Successful Social Programmes**
- ✓ **Low external vulnerability**

**Sustained  
Growth**



**Diversification of trade partners**

**High international reserves (US\$ 238,5 billions in 2009)**

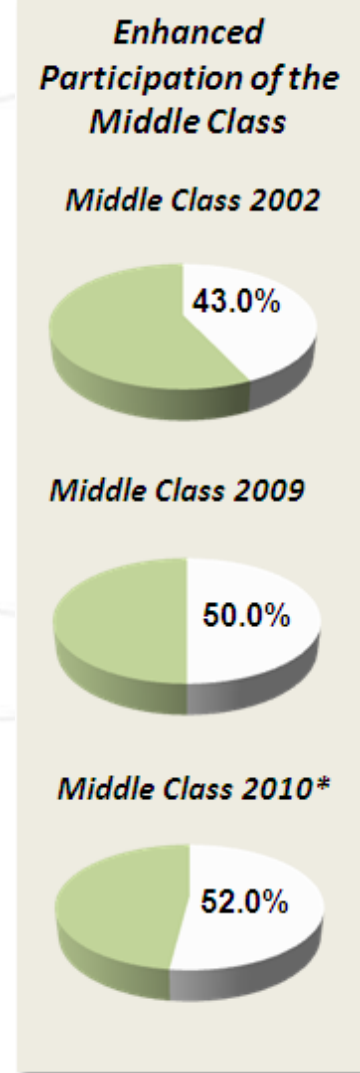
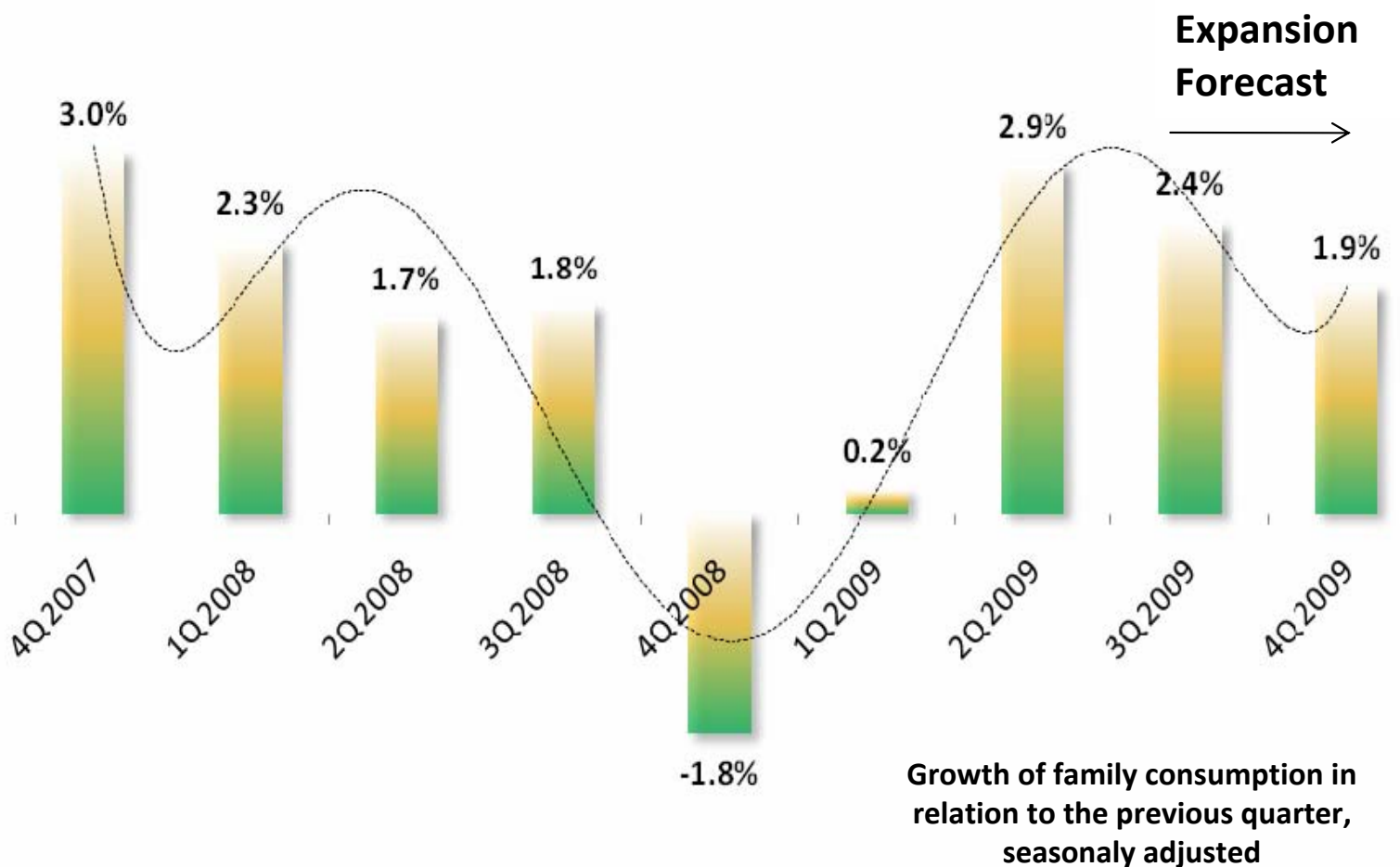
**Trade surplus (US\$ 25,3 billions in 2009)**

- ✓ **High FDI inflows (US\$ 45 billions in 2008 and 22,8 billions in 2009 )**

# Brazilian Economy Growth Prospects



## Family Consumption Growth in Brazil



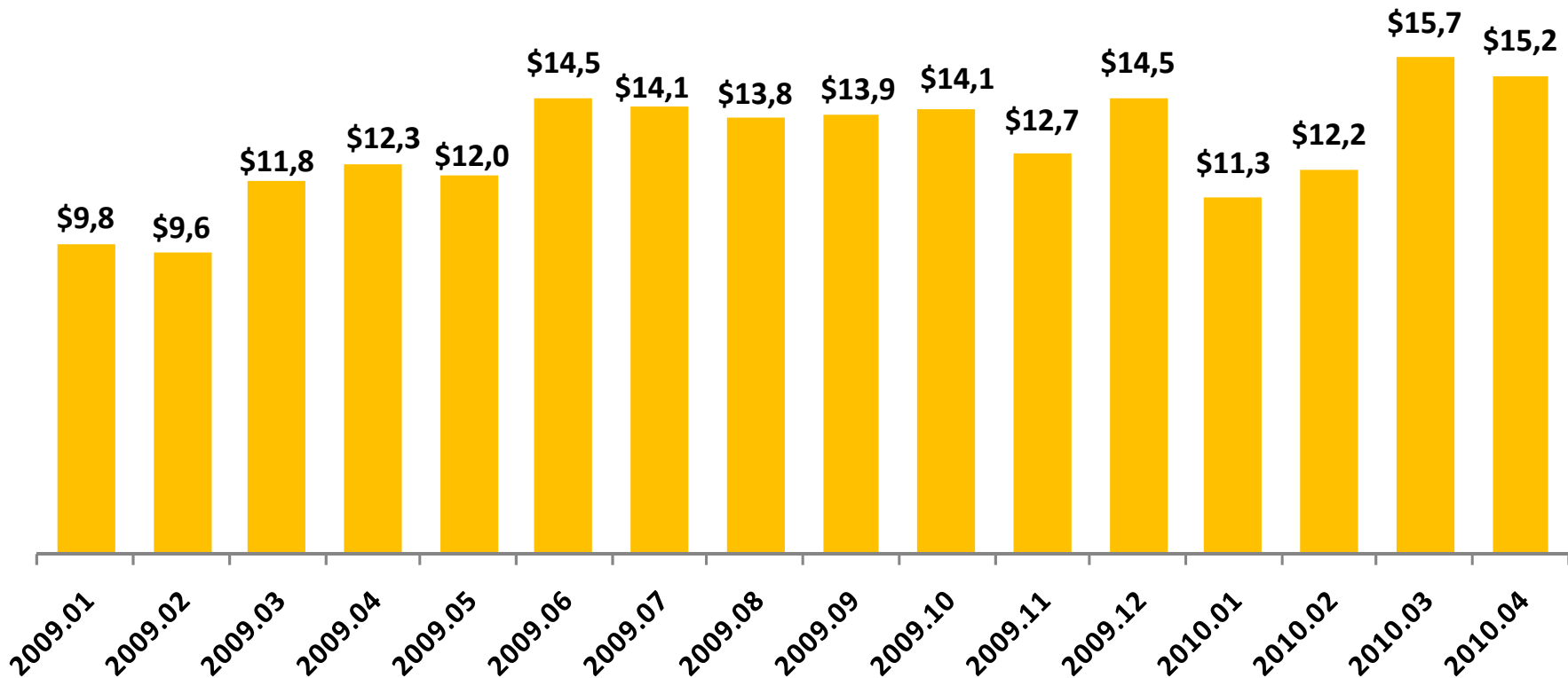
Source: IBGE.

# Brazilian Economy Growth Prospects



**Brazilian Exports are estimated to reach  
US\$ 175 billion in 2010**

Average Growth in Q1/2010: 18,0% monthly



Source: Mdic.

**Apex-Brasil. Parceira do Exportador e do Investidor.**



**ApexBrasil**



Ministério do  
Desenvolvimento, Indústria e  
Comércio Exterior



**CONTATO**

[www.apexbrasil.com.br](http://www.apexbrasil.com.br)  
[apex@apexbrasil.com.br](mailto:apex@apexbrasil.com.br)  
+55 61 3426-0202